

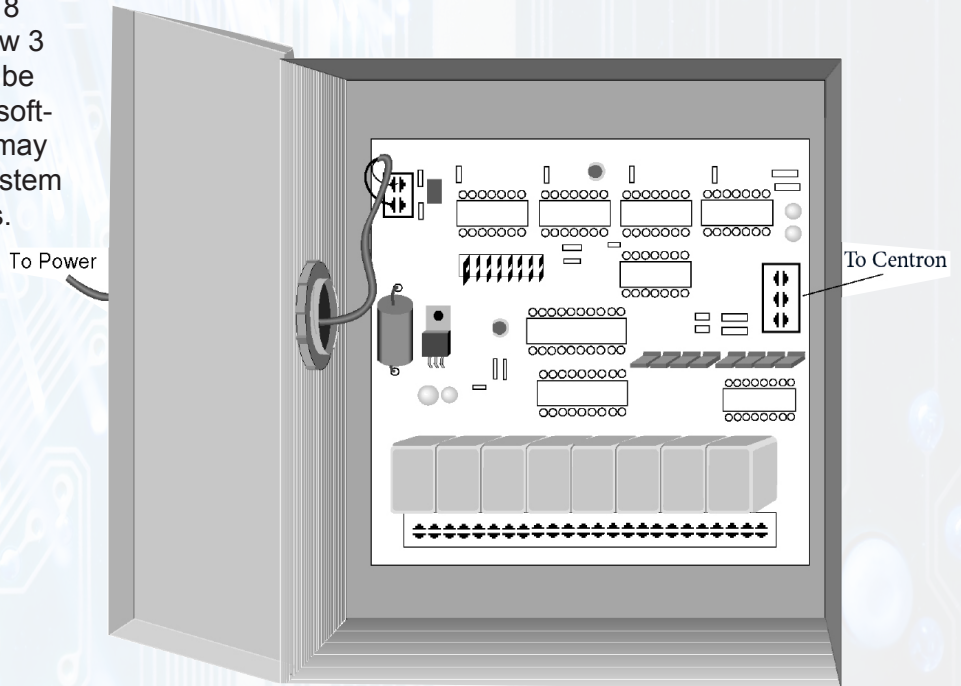
Table of Contents**Lighting Control/Output Devices**

Output-8 Board	5-2
Output-8 Board with Power	5-3
Relays and Relay Power	5-4
Alarm Output Devices.....	5-5

Output-8 Board

Application:

Control functions such as HVAC, lighting control, pumps/blowers, thermostats, electrical doors/gates, sprinklers/watering control, etc., require the addition of output boards. The Output-8 board for a Centron allows up to 8 single pole double throw 3 Amp. relay contacts to be controlled through the software. Up to 8 boards may be connected to the system for a total of 64 outputs. The expandable Centron can take up to 8 output boards. Each output board can control up to 8 outputs.



Specifications:

Dimensions: 8.25" H x 7.5" W x 3.625" D

- To drive higher current loads, use the relay box model RELAY-PWR.
- When used with specified V2 equipment use V2-Output-CBL.

Connection

- Powered by a 17 VAC wall plug-in transformer.
- Requires 120 VAC or 230 VAC Power.
- Utilize 3 conductor, 22AWG wiring between Output Panel and the main node and any devices.

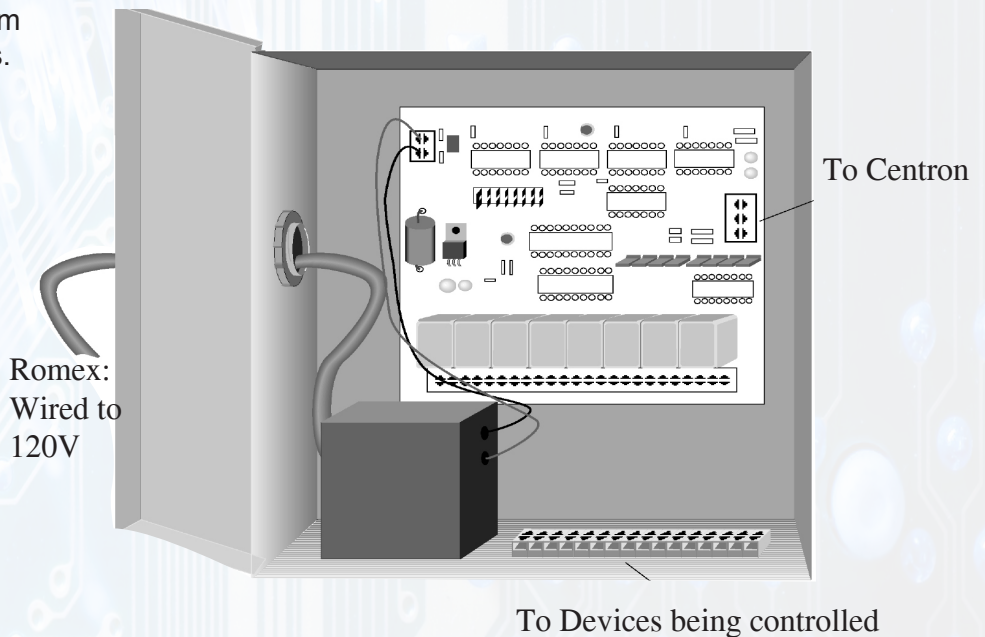
Type	Order #
Output-8 Board	OUTPUT-8
Use with V2	V2-OUTPUT-CBL

Output-8 Board with Power

Application:

Control functions such as HVAC, lighting control, pumps/blowers, thermostats, electrical doors/gates, sprinklers/watering control, etc., require the addition of output boards. The OUTPUT-8-PWR board for a Centron contains a 24 volt transformer to drive up to eight 30 Amp. double pole double throw contactors (model # RELAY). Contactors should be used when switching 115V high current circuits.

Up to 8 boards may be connected to the system for a total of 64 outputs.



Specifications:

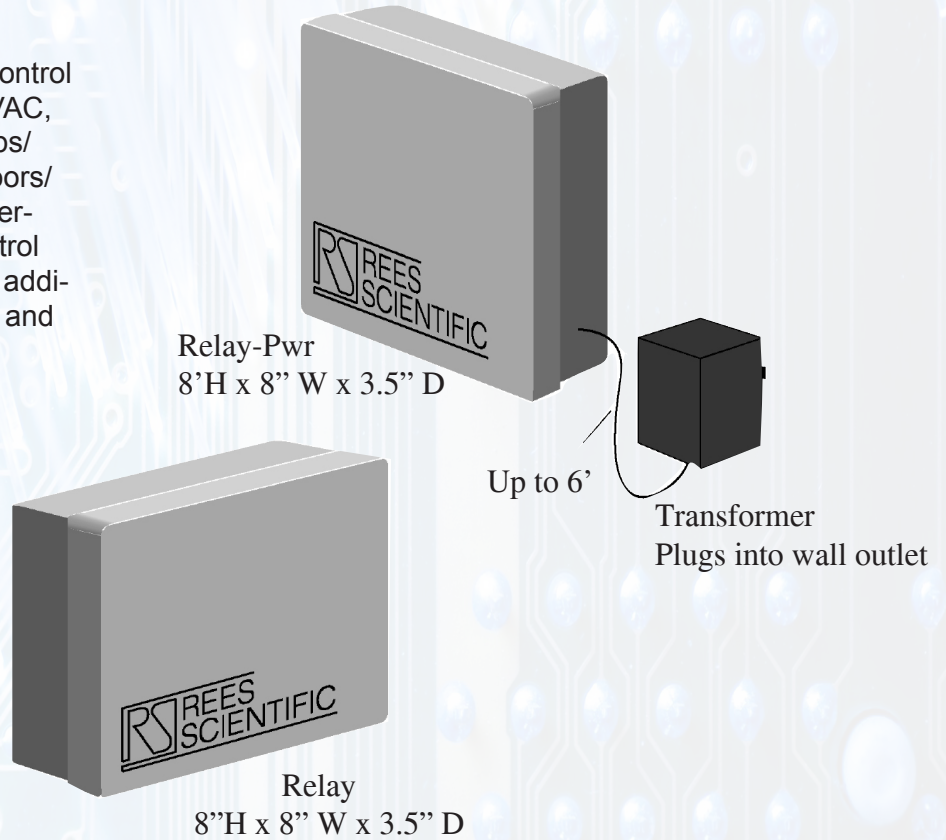
- The OUTPUT-8-PWR comes with a 24VAC 4 Amp. transformer. Use the contactor model # RELAY with the OUTPUT-8-PWR.
- This combination is capable of handling 30 Amp. 1 HP loads.
- When used with specified V2 equipment use V2-Output-CBL.

Type	Order #
Use with Centron	OUTPUT-8-PWR
Use with V2	V2-OUTPUT-CBL

Relays

Application:

Use the Centron to control functions such as HVAC, lighting control, pumps/blowers, electrical doors/gates, sprinklers/watering control, etc. Control functions require the addition of output boards and relays.



Specifications:

RELAY:

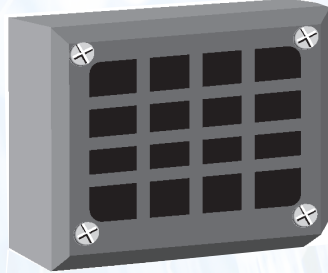
- Power relay capable of handling 30 Amp 1 HP loads.
- 24 VAC @ 410mA coil.
- It can be connected directly to the OUTPUT-8-PWR.
- Up to 8 relay boxes can be connected to each OUTPUT-8-PWR.

RELAY-PWR:

- The same relay as the RELAY-BOX, but it has its own 24 VAC supply.
- This can be connected directly to the OUTPUT-8 (does not require an OUTPUT-8-PWR).
- A 115 V outlet receptacle is required near where the RELAY-PWR is to be located.

Type	Order #
Use with OUTPUT-8-PWR (US & Europe)	RELAY
Use with OUTPUT-8 (US)	RELAY-PWR
Use with OUTPUT-8 (Europe)	RELAY-PWR-EV

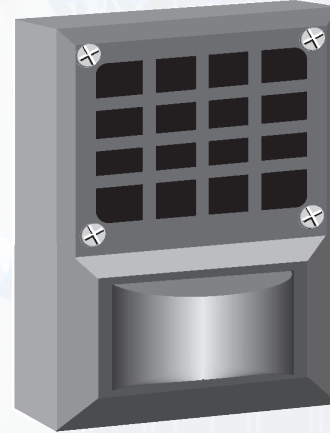
Remote Audible and Visual Alarms



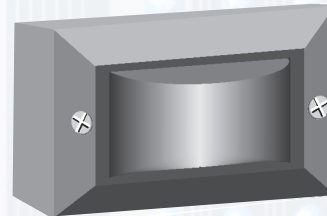
Remote Audible Alarm - Indoor use.
4.50"H x 3.38" W x 2.18" D



Audible 'wailing' alarm for outdoor use.
5.325" diam x 5.75" D x 7.5 to 5.5" H



Remote Audible/Visual Alarm - indoor use
7.63" H x 5" W x 4.5" D



Remote Visual Alarm - indoor use.

Specifications:

Remote Visual Alarm (REM-VIS)

- Indoor use only.
- 120 cd xenon strobe with choice of color from amber, blue, green or red.
- Current draw: 200 mA @ 12VDC.
- Strobe rate: 60/minute.
- Intensity: 120 cd.
- 12 VDC wall transformer included.

Remote Outdoor Horn (REM-AUD-OUT)

- Weatherproof.
- For outdoor use.
- Two tone self contained siren.
- 15 Watt
- 12 VDC wall transformer included

Remote Audible Alarm (REM-AUD)

- Indoor use only.
- 79 dbA @ 10 feet.
- A red, 16 ga steel box with a lexan face.
- Current draw: 208 mA @ 12 VDC
- 12 VDC wall transformer included.

Remote Audible Visual Alarm (REM-AUD-VIS)

- Indoor use only.
- A 120 cd xenon strobe with a clear lens and a 79 dbA horn.
- Refer to REM-VIS for color options.
- Current draw: 208 mA @ 12 VDC
- Strobe rate: 60/minute. Intensity: 120 cd.
- Horn: 79 dbA @ 10 feet.
- 12 VDC wall transformer included.

Can be used with all Centron Units.

TYPE	Order #
Visible	REM-VIS
Audio/Visible	REM-AUD-VIS
Outdoor Audible	REM-AUD-OUT
Indoor Audible	REM-AUD